

Children, Families and Education

UASC Report for GPAC

October 2018

Delivering for Croydon

CROYDON
www.croydon.gov.uk

UASC

Risk Register UASC

RISK

Despite a steady reduction in the number of unaccompanied asylum seeking children over the last 18 months, the number remains significantly higher than the National average.

20 out of the 32 London Boroughs have more UASC than the accepted National Transfer Scheme threshold. Many of the remainder are close to the threshold, meaning there is a risk that Pan London Protocol could collapse.

Current Rating

Impact	Likelihood	Total
5	4	20

Actions being taken

- Further engagement with the Home Office, to support the Pan London Protocol and ensure the correct level of funding for Croydon
- Implementation of the National transfer scheme.
- Increased use of the rota to place young people in other boroughs.

2017/18 and 2018/19 UASC funding rates per day

The funding rates for both Croydon and Nationally have remained consistent over the last two years, with no increase in funding despite cost increasing.

Croydon Under 16

Legacy £138

National £138

Nationally Under 16

Legacy £95

National £114

Croydon 16-17

Legacy £114

National £114

Nationally 16-17

Legacy £71

National £91

NB: Some authorities are not accepting National transfer scheme as the rates do not cover costs.

2017/18 UASC Expenditure and Income

	Under 16	16-17	Total
	£m	£m	£m
Expenditure			
Direct costs*	3.3	8.2	11.5
Indirect costs**	1.7	4.1	5.8
Sub total	5.0	12.3	17.3
Secure Remand	0.1	0.2	0.3
Health	0.2	0.5	0.7
Education	0.4	1.0	1.4
Placements opportunity cost lost***	0.8	1.9	2.7
Total	6.5	16.0	22.5
Funding			
Legacy	1.8	7.5	9.4
National rate	2.4	2.3	4.7
Total	4.2	9.9	14.1
Shortfall	2.3	6.1	8.4

The total 2017/18 pressure on UASC in the Council is **£8.4m** of which of **£2.9m** is in Children's Social Care with the remaining **£5.5m** shown in other budgets such as Health and Education.

*Direct costs - these are costs incurred in relation to the direct care of a UASC child. It includes accommodation, subsistence, translators, holidays and birthdays.

**Indirect costs – these are all other support costs incurred on behalf of a UASC child. It includes staffing, legal costs and corporate recharges

***Placements opportunity cost lost – the number of UASC children currently placed with our foster carers is 147. These placements would have been used for indigenous children.

2017/18 UASC funding rate versus actual cost

The table reflects the current rate of funding versus the funding required to deliver the service in 2017/18

	Under 16 £	16-17 £
Current rates		
Legacy and National rate	138	114
Actual cost		
Legacy and National rate	213	184
Shortfall per day per UASC	75	70

The Home Office funds UASC at a fixed rate per child per day, this is less than our costs incurred. While our numbers of UASC are decreasing, direct and indirect service provision costs are not decreasing at the same rate and funding from the Home Office is not sufficient.

2018/19 UASC Forecast Expenditure and Income

	Under 16	16-17	Total
	£m	£m	£m
Expenditure			
*Direct costs	2.5	6.6	9.1
**Indirect costs	1.3	3.3	4.6
Sub total	3.8	10.0	13.7
Secure Remand	0.1	0.2	0.2
Health	0.2	0.5	0.7
Education	0.4	1.0	1.4
Placements opportunity cost lost***	0.7	1.9	2.7
Total	5.2	13.6	18.8
Income	3.1	8.9	12.1
Shortfall	2.0	4.7	6.7

The total 2018/19 forecasted pressure on UASC in the Council is **£6.7m** of which of **£1.1m** is in Children's Social Care with the remaining **£5.6m** shown in other budgets such as Health and Education.

*Direct costs - these are costs incurred in relation to the direct care of a UASC child. It includes accommodation, subsistence, translators, holidays and birthdays.

**Indirect costs – these are all other support costs incurred on behalf of a UASC child. It includes staffing, legal costs and corporate recharges

***Placements opportunity cost lost – the forecasted number of UASC children placed with our foster carers is 147. These placements would have been used for indigenous children.

2018/19 UASC funding rate versus forecast cost

The table reflects the current rate of funding versus the forecasted funding required to deliver the service in 2018/19

	Under 16	16-17
	£	£
Current rates		
Legacy and National rate	138	114
Forecast actual cost		
Legacy and National rate	198	184
Shortfall per day per UASC	60	70

Number of UASC 2017/18

The UASC population at the start of the year was 393 and 309 at the end of the year

Start of the year

Under 16	105
16-17	<u>288</u>
	393

End of the year

Under 16	64
16-17	<u>245</u>
	309

Movement in year

Under 16	↓ 41
16-17	↓ <u>43</u>
	↓ 84

Forecast number of UASC 2018/19

The UASC population at the start of the year was 309 and 265 forecast by end of the year

Start of the year

Under 16	64
16-17	<u>245</u>
	309

August 2018

Under 16	83
16-17	<u>193</u>
	276

Forecast end of the year

Under 16	51
16-17	<u>214</u>
	265

Movement in year

Under 16	↓ 13
16-17	↓ <u>31</u>
	↓ 44

LEAVING CARE ASYLUM AND NRPF

2017/18 Leaving Care Asylum and NRPF

Expenditure and Income

Asylum	
	£m
Expenditure	
*Direct costs	1.1
**Indirect costs	2.0
Sub total	3.1
Home Office Funding	2.5
Housing Benefit	0.5
Income	3.1
Shortfall	0.0

There is currently no pressure on this area as the funding received from the Home Office and from Housing benefit covers the cost of the service. There is no financial pressure to the Local authority.

NRPF	
	£m
Expenditure	
*Direct costs	1.8
**Indirect costs	0.3
Total	2.1

- The pressure on No Recourse to Public Funds (NRPF) including Appeal Rights Exhausted (ARE) is **£2.1m**. This is not funded by the government.
- ARE young people are former asylum seeking children who have turned 18 years. They are funded by the Home Office for 28 days once their right to remain is refused. After 28 days they become NRPF young person.

2018/19 Leaving Care Asylum and NRPF

Forecast Expenditure and Income

Asylum	
	£m
Expenditure	
*Direct costs	1.0
**Indirect costs	1.9
Sub total	2.9
Home Office Funding	2.5
Housing Benefit	0.4
Income	2.9
Shortfall	0.0

There is currently no pressure on this area as the funding received from the Home Office and from Housing benefit covers the cost of the service. There is no financial pressure to the Local authority.

NRPF	
	£m
Expenditure	
*Direct costs	1.8
**Indirect costs	0.3
Total	2.1

- The pressure on No Recourse to Public Funds (NRPF) including Appeal Rights Exhausted (ARE) is **£2.1m**. This is not funded by the government.
- ARE young people are former asylum seeking children who have turned 18 years. They are funded by the Home Office for 28 days once their right to remain is refused. After 28 days they become NRPF young person.

2018/19 Croydon young people population

Croydon young people population

96,751

Recommended government UASC population
0.077% of Croydon young people population


75

Croydon forecast UASC population

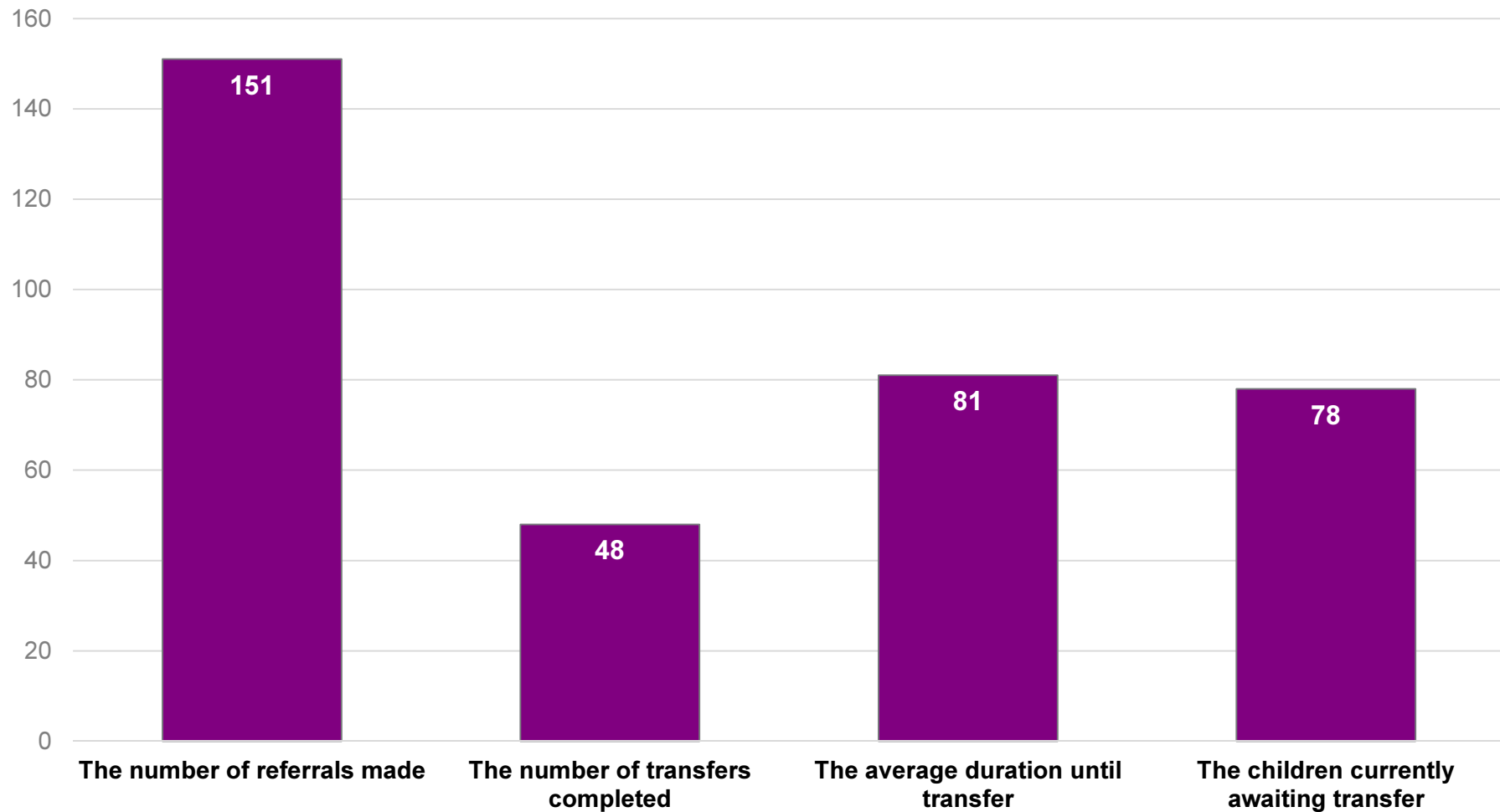
265

NB. Therefore by the end of the year the Croydon UASC population is estimated to be 190 over the agreed UASC population.

Key Risks

- Failure of the National Transfer Scheme (NTS)
 - Saturation Point is reached on Pan London Protocol for 16 & 17 year olds.
 - Availability of resources in particular placements.
 - Financial impact of supporting All Rights Exhausted (ARE) Care Leavers is exacerbated by changes in legislation.
 - Financial detriment to the Council.
- 

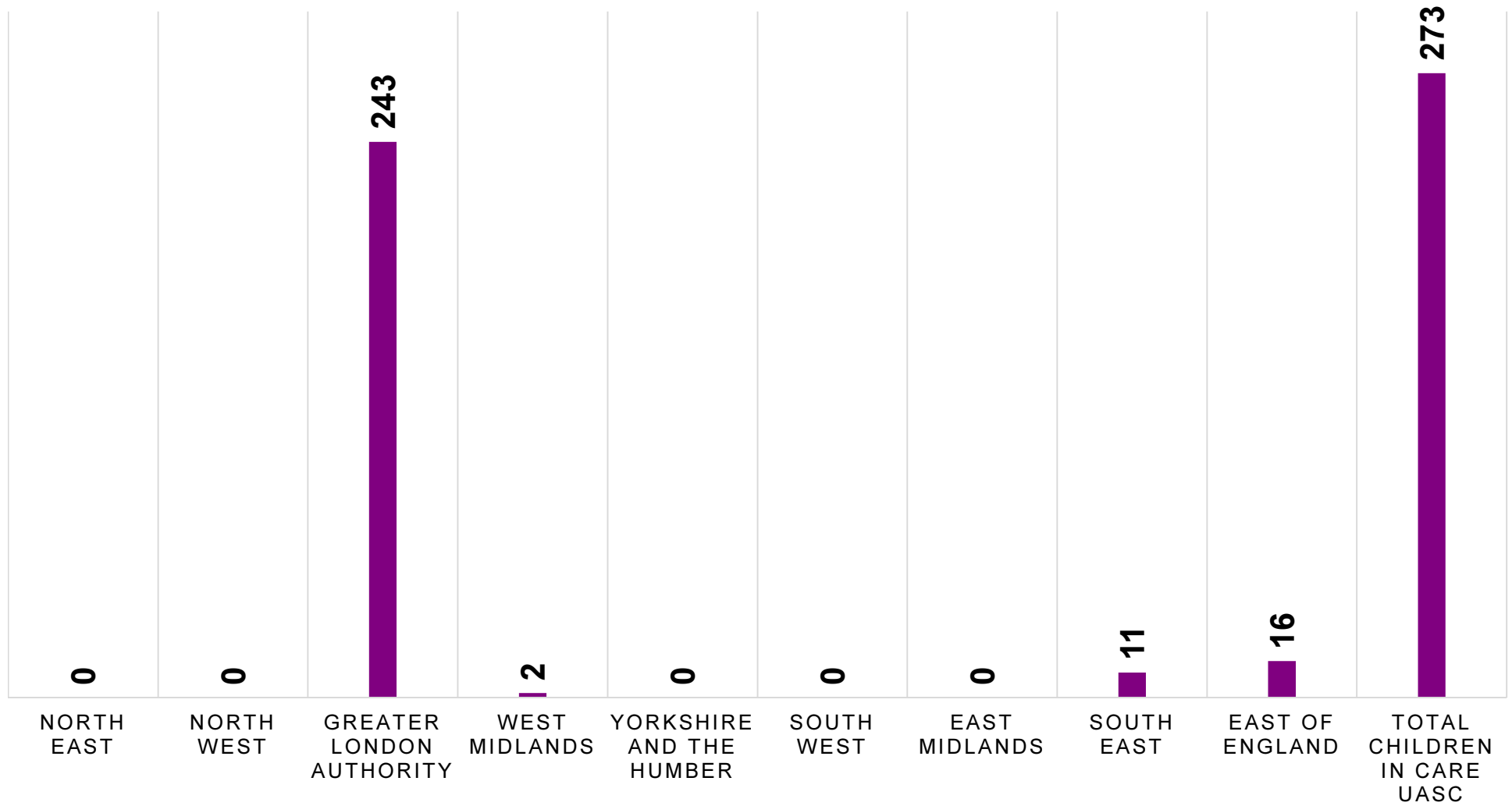
Profile of NTS Referrals 2017/18



Pan London Protocol

- 20 London Authorities are now at 0.07% threshold and are not taking referrals.
- Given patterns of arrival there is a high level risk that the service will reach saturation point in summer 2019.
- Not all London authorities paying into the London Asylum Seekers Consortium (LASC).
- Tensions with the DFE regarding the interface between the protocol and the NTS.

Placement of UASC



Care Leavers

- The total number of Care Leavers **744**
- Former UASC **449**
- Those UASC who have exhausted the appeals process (All Rights Exhausted (ARE)) **75**
(*152 NRPF)

*152 UASC Care Leavers have no leave to remain and therefore, have no recourse to public funds (NRPF). Of this cohort 75 are All Rights Exhausted (ARE).

Care Leavers

Place of Birth	Age in Years			
	18-20	21-23	24-26	Total
AFGHANISTAN	18	9	3	60
ALBANIA	60	4	1	65
OTHER AFRICAN STATES	2	5	1	8
EGYPT / ERITREA	4	2	0	6
ETHIOPIA / GUINEA	3	2	1	6
IRAN / IRAQ	5	3	0	8
IVORY COAST / MOROCCO / NIGERIA	2	1	0	3
PAKISTAN / SRI LANKA	1	4	2	7
SUDAN / SYRIA / VIETNAM	11	1	0	12
NOT RECORDED	4	3	0	7
TOTAL NUMBERS	110	34	8	152